



£215,000

3 Bedroom Semi-Detached House for sale
38 Bells End Road, Walton-on-Trent, Swadlincote





Overview

ENQUIRE VIA OUR EWEMOVE WEBSITE to discover this charming and spacious family home nestled in the tranquil village of Walton-On-Trent.



Key Features

- ATTENTION FIRST TIME BUYERS!
- POPULAR VILLAGE LOCATION
- SPACIOUS FAMILY HOME
- PRIVATE DRIVEWAY
- GENEROUS PLOT
- EXCELLENT TRANSPORT LINKS
- JOHN TAYLOR HIGH SCHOOL CATCHMENT
- VIEWING ESSENTIAL
- Call NOW 24/7 or book instantly online to View





This charming and spacious family home nestled in the tranquil village of Walton-On-Trent is situated on a generous plot.

The property boasts a sizable driveway providing ample parking and a lawned area enhancing its kerb appeal. Step inside to find a sprawling lounge/diner with dual aspect windows offering views of both the front and rear, complemented by a charming feature chimney breast. The rear of the home hosts a well-appointed kitchen equipped with a range of units, ample work surfaces, and integrated gas hob and double oven. A convenient side door grants access to a versatile store room, ideal for outdoor storage or a workshop.

Upstairs, you'll find two double bedrooms, a cozy single bedroom, and a recently renovated modern family bathroom. Wake up to breathtaking rural views stretching as far as the eye can see!

Outside, the lengthy rear garden features a low-maintenance lawn and a delightful patio area, perfect for alfresco dining and entertaining.

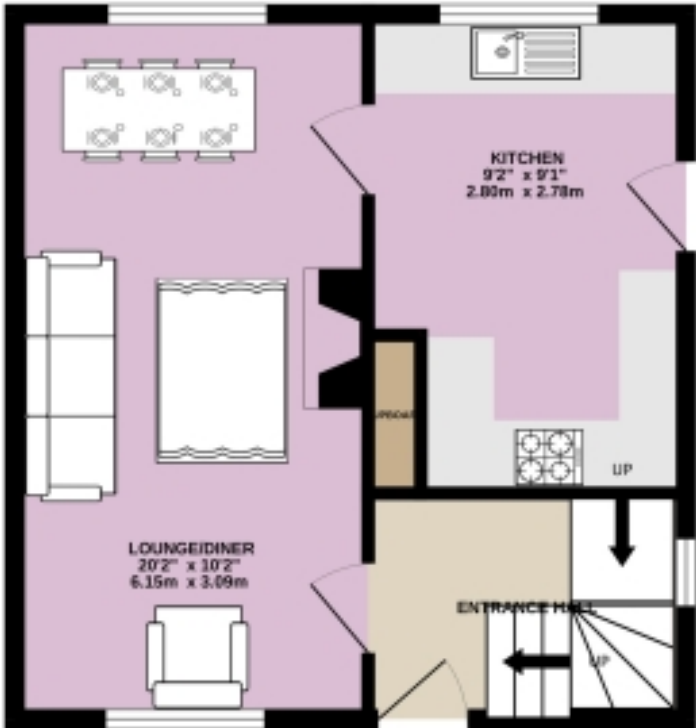


Enjoy the convenience of village life with Walton-on-Trent's array of amenities, including the renowned Swan Pub and an excellent Primary School, all within easy reach. Plus, with swift access to the A38 and nearby Barton Marina and Barton Under Needwood, including the outstanding John Taylor Academy, this location offers both tranquility and convenience.

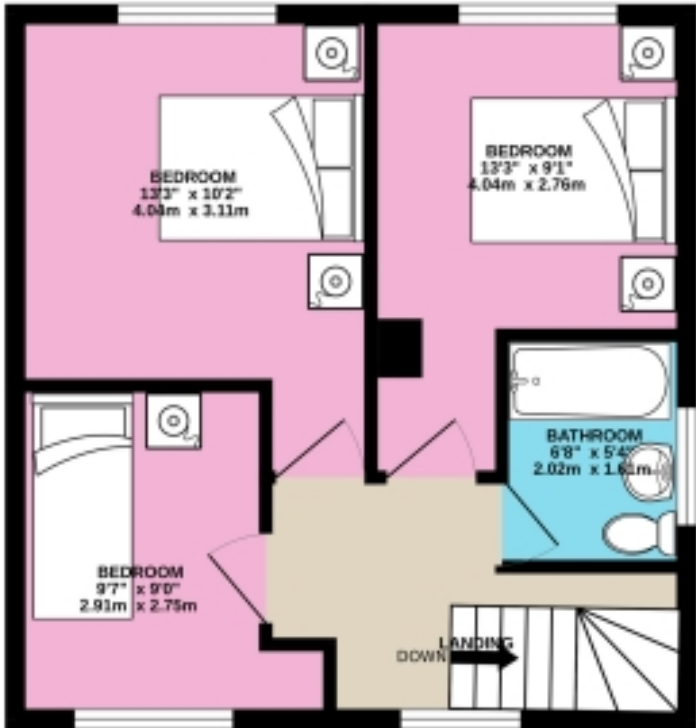
Don't delay - make this wonderful property your new home today!

Floorplans

GROUND FLOOR



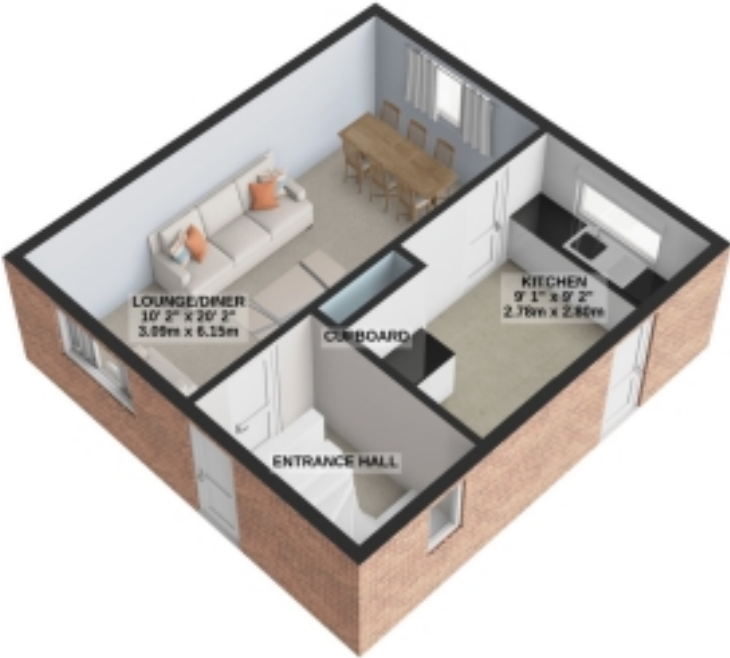
1ST FLOOR



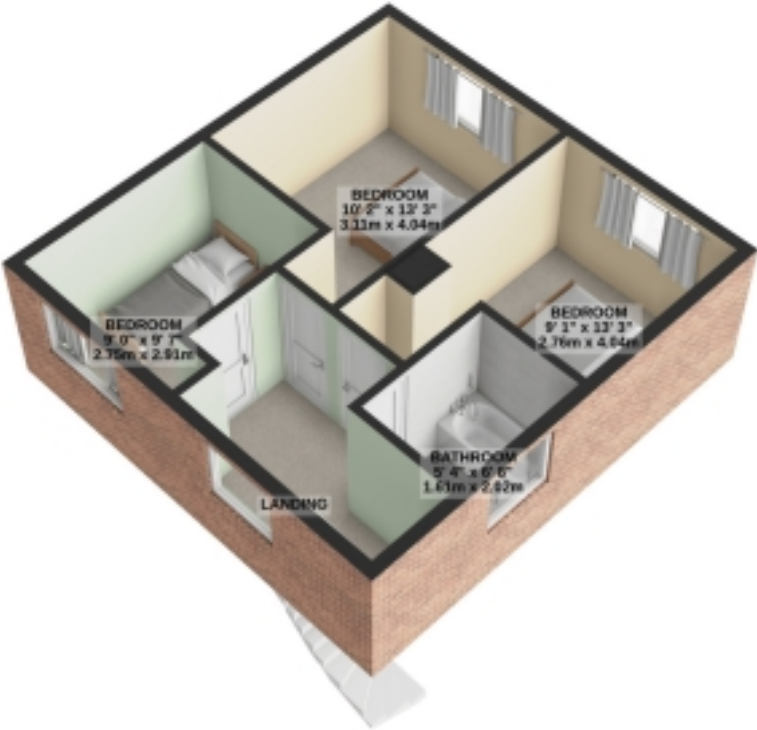
Whilst every attempt has been made to ensure the accuracy of the floorplan contained here, measurements of doors, windows, rooms and any other items are approximate and no responsibility is taken for any error, omission or mis-statement. This plan is for illustrative purposes only and should be used as such by any prospective purchaser. The services, systems and appliances shown have not been tested and no guarantee as to their operability or efficiency can be given.
Made with MetroPix ©2024

Floorplans

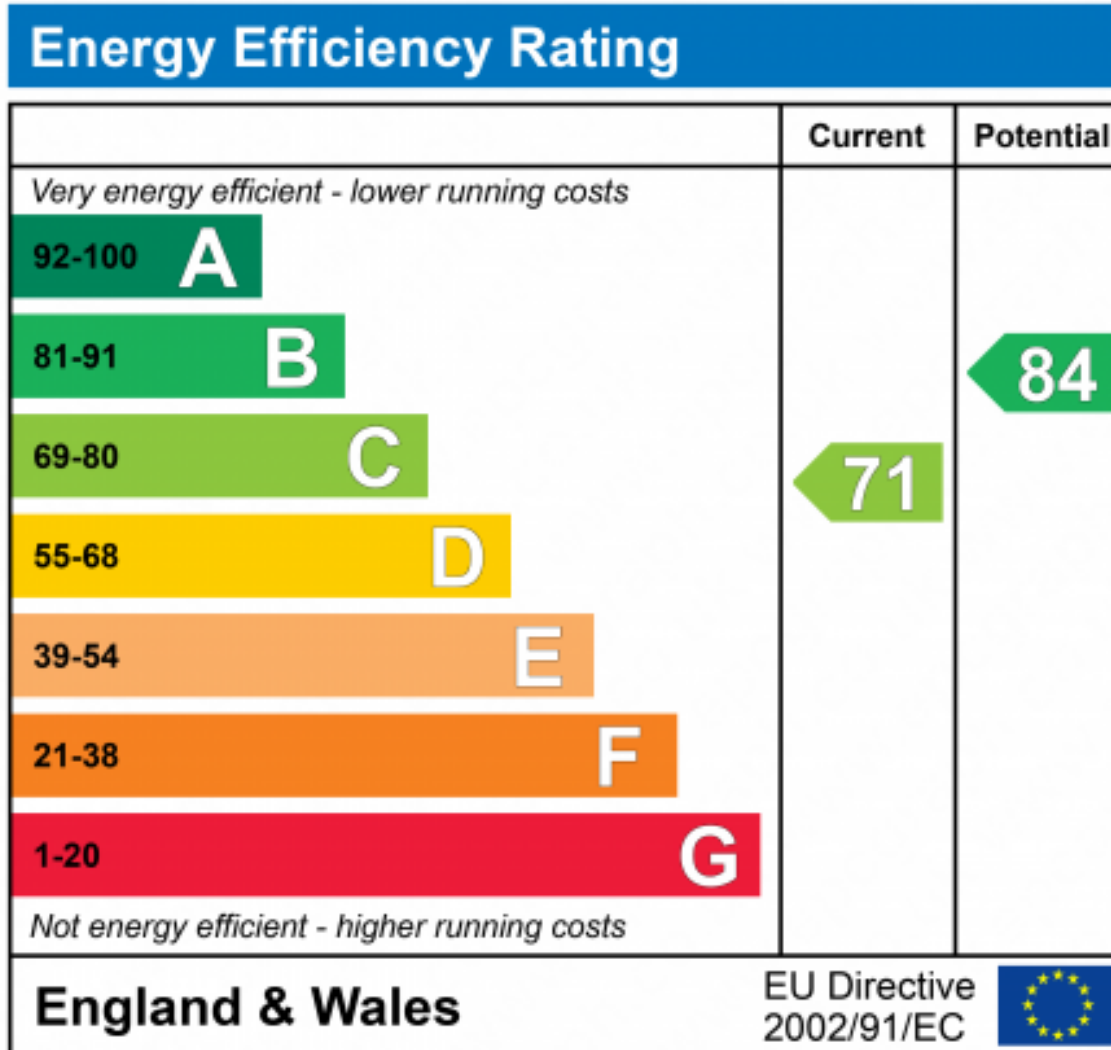
GROUND FLOOR
382 sq.ft. (35.5 sq.m.) approx.



1ST FLOOR
386 sq.ft. (35.9 sq.m.) approx.



For illustrative purposes only. Decorative finishes, fixtures, fittings and furnishings do not represent the current state of the property. Measurements are approximate. Not to scale.
Made with Metropix © 2024





Marketed by EweMove Barton-Under-Needwood

01283 247076 (24/7)
barton@ewemove.com

