



Offers Over £515,000

4 Bedroom Detached House for sale
9 Millfields Way, Wombourne, Wolverhampton



EweMove
SALES AND LETTINGS



Overview


Welcome to your new dream home in the sought-after community of Wombourne! This delightful property at 9 Millfields Way offers a perfect blend of comfort and style, making it an ideal choice for families.



Key Features

- Contemporary Decorated to a High Standard
- Large Dual Aspect Lounge
- Open Plan Kitchen Diner with Integrated Ovens
- Extensively Landscaped Garden
- Lavishly Appointed Open Landing and Hallway
- Recently Purchased 6/8 Person Hot Tub Available to Purchase
- Study/ Office Space
- Driveway Parking & Double Garage
- Modern en Suite to Large Master Bedroom
- Fitted Wardrobes to 2 Bedrooms







A Charming Family Home at Millfields Way, Wombourne

Welcome to your new dream home in the sought-after community of Wombourne! This delightful property at 9 Millfields Way offers a perfect blend of comfort and style, making it an ideal choice for families.

Key Features:

Spacious Living Areas:

Step inside to find a bright and airy living room that invites warmth and relaxation. With lots of natural light and space for entertaining, this home is perfect for family gatherings.

Modern Kitchen:

The well-appointed kitchen boasts integrated appliances, plenty of storage, and a dining area, creating the perfect setting for culinary adventures and family meals.

Generous Bedrooms:

The property features four generously-sized bedrooms, each offering comfort and privacy. The master bedroom includes built-in wardrobes and an en-suite



bathroom for added convenience.

Beautiful Outdoors:

Enjoy the well-maintained landscaped garden, perfect for children to play or for outdoor entertaining. The spacious patio area is ideal for summer barbecues and gatherings with friends and family.

Prime Location:

Situated in a quiet, family-friendly neighbourhood, this home is just a short walk from local schools, parks, and shops. With excellent transport links, commuting to nearby towns and cities is a breeze.

Parking & Storage:

The property includes a private driveway and double garage, providing more than ample parking.

This inviting home at 9 Millfields Way combines a lovely living space with a fantastic location amidst South Staffordshire, Rolling Hills, Vineyards (HalfPenny Green) and Golf clubs.

*The vendor is happy to relocate immediately on sale completion.

*Hot Tub is not included in the sale, but the Vendor is happy to sell it to the buyer for a very reasonable price. The lounge photo is an alternative decorative cgi photo to maximise the room space available.

Don't miss out on the opportunity to make this house your forever home!

Contact us today to arrange a viewing.

NEW PRICE: Offers Over £500,000

Lounge

11' 0" x 20' 11" (3.36m x 6.40m)

Kitchen Diner

23' 11" x 9' 11" (7.31m x 3.04m)

Reception Hall

14' 10" x 10' 1" (4.54m x 3.08m)

Study

9' 0" x 4' 11" (2.75m x 1.52m)

Master Bedroom

10' 11" x 12' 0" (3.35m x 3.66m)

Ensuite

6' 10" x 9' 11" (2.10m x 3.04m)

Bathroom

7' 11" x 6' 11" (2.43m x 2.13m)

Bedroom 2

10' 9" x 10' 9" (3.30m x 3.30m)

Bedroom 3

10' 9" x 10' 9" (3.30m x 3.30m)

Bedroom 4

8' 10" x 6' 10" (2.70m x 2.10m)

Floorplans



4 BEDROOM , DOUBLE GARAGE , DETACHED

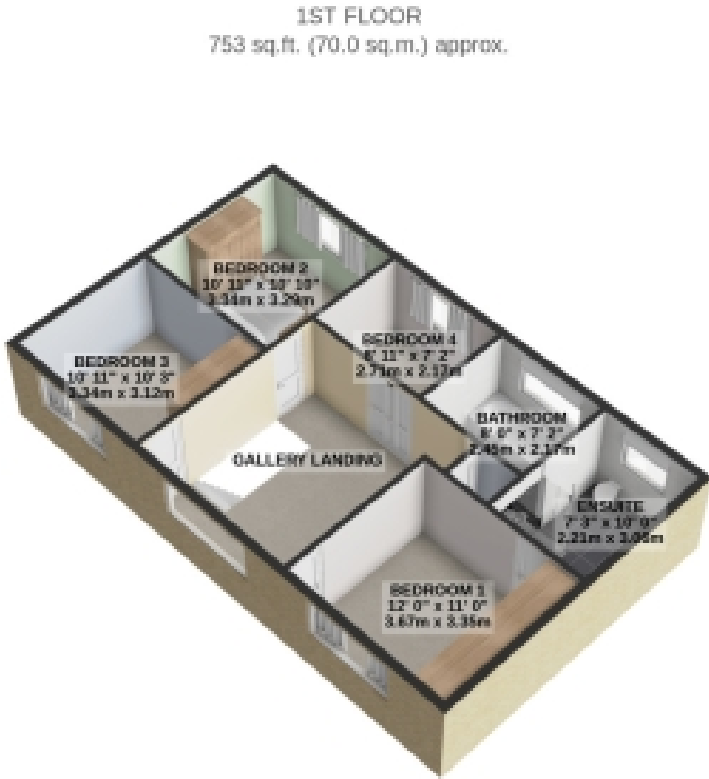
TOTAL FLOOR AREA : 1744sq.ft. (162.0 sq.m.) approx.

Whilst every attempt has been made to ensure the accuracy of the floorplan contained here, measurements of doors, windows, rooms and any other items are approximate and no responsibility is taken for any error, omission or mis-statement. This plan is for illustrative purposes only and should be used as such by any prospective purchaser. The services, systems and appliances shown have not been tested and no guarantee as to their operability or efficiency can be given.

Made with Metropix ©2024

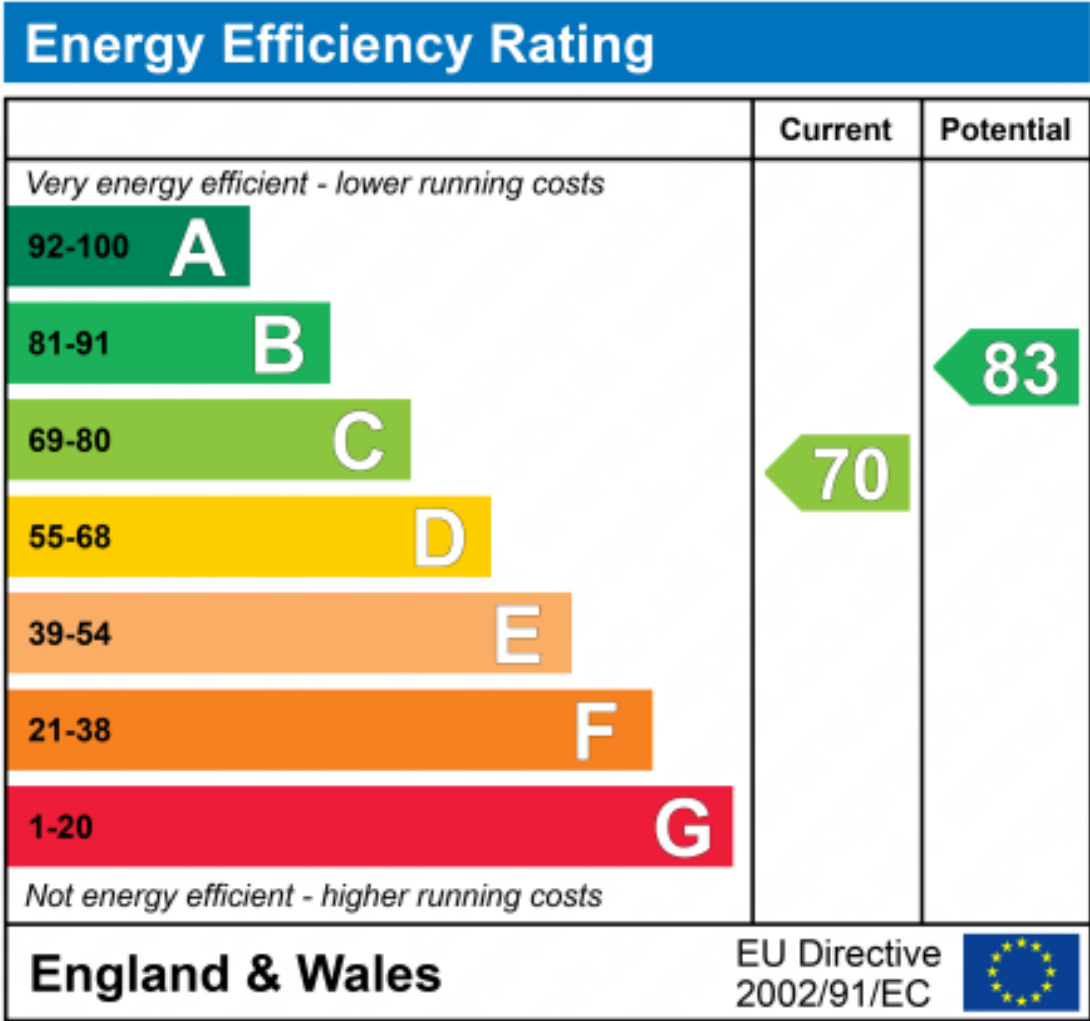


Floorplans



4 BEDROOM , DOUBLE GARAGE , DETACHED
TOTAL FLOOR AREA : 1744 sq.ft. (162.0 sq.m.) approx.

For illustrative purposes only. Decorative finishes, fixtures, fittings and furnishings do not represent the current state of the property. Measurements are approximate. Not to scale.
Made with Metropix © 2024





Marketed by EweMove Worcester East

01905 967991 (24/7)
worcestereast@ewemove.com

